

# JUST

by ■ SPECTRAL

TV Lowboards

Sideboards

Wall cabinets

Coffee tables



Collection 2021 / 2022

Just the way you like it

What does it really take to be happy?  
Ten thousand followers? Twenty types of gin?  
Eighty pairs of trainers? If the answer is  
is “Just the right thing”, then Just by Spectral  
is your furniture. For three good reasons:  
Just is timeless in design, made in Germany  
and attractively priced. Just sounds really good,  
doesn't it?



MADE IN GERMANY

**JUST**  
by ■ SPECTRAL

## Just.Alpha

TV Lowboards

page 04 – 17

## Just.Bravo

TV Lowboards

page 18 – 33

## Just.Charlie

Sideboards

page 34 – 53

## Just.Delta

Wall cabinets

page 54 – 59

## Just.Tango

Coffee tables

page 60 – 65



**JUST**  
by ■ SPECTRAL

**Just.Alpha JSA2040**

TV lowboard in Snow satin finish  
with glide feet, TV mount and  
indirect LED backlighting



Just.Alpha

# Just.Alpha

## TV Lowboards

On screen, the colourful streaming world is spectacular, while pleasant tranquillity reigns below: The minimalist handle-free look and scratch-resistant glass surfaces make the Just.Alpha TV lowboard system a haven of peace in your living room. But there's plenty going on inside: thanks to height-adjustable glass shelves, soundbar shelf and an integrated subwoofer opening, Just.Alpha has a lot going on behind the flap. Also available with acoustic fabric – for optimal sound performance from your soundbar.



Simply configure online:  
[www.justbyspectral.de](http://www.justbyspectral.de)

**Just.Alpha JSA1640**  
TV lowboard in Black glossy finish  
with design feet two, TV mount and  
LED backlighting

# JUST

by ■ SPECTRAL






## Just.Alpha – details



### Optional universal TV mount

The flat and stable steel construction allows the TV to be mounted at different heights. Thanks to the removable rear panel, cables can be routed invisibly inside. Black matt powder-coated, for VESA 100×100 to 600×400, loadable up to a maximum of 40 kg.



### TV cover made of glass matching cabinet colour

The cover conceals the TV mount for an elegant front view, colour matching the top panel of the lowboard and easy to fit with solid Velcro fixing.



### Mink® brushes for cable routing


The high-quality black brushes are across the entire width of the back of the furniture. They allow connection and power cables – for example lamps, turntables or TV's without a holder – disappear and protect the back of the furniture from dust.



### Elegant handle joint

The 10 mm joint is integrated into the cabinet. It creates a clear look because it has no handles and allows comfortable opening.

## Just.Alpha – details




### Subwoofer opening with cover

Mounted on the right inner side, the subwoofer opening allows the bass frequencies to blast downwards. The cover is in the same colour as the cabinet, can be easily removed upwards and is flush with the cabinet. Standard in every Just lowboard and a perfect fit for subwoofers from Sonos and many other brands.



### High-quality gas dampers and flat hinges

For smooth opening of the front flap and optimum use of the interior without disturbing hardware. Extremely long durability and proven technology made in Germany.



### Optional indirect LED backlighting

Mounted on the top rear edge of the back across the entire width of the furniture, the LED backlighting creates a special atmosphere. The warm white coloured light is dimmable in fine gradations. Includes connection kit with remote control.



### Functional interior design

Just.Alpha offers you plenty of storage space for media components and more. There are height-adjustable clear glass shelves on the left and right hand side and in the middle a storage option for most common soundbars such as the Sonos Beam or Arc. Large cut-outs in the rear ensure easy cabling and uncomplicated access to the socket. The matt-textured surface of the interior is easy to clean and durable. In combination with a fabric front, this is the perfect sound lowboard.




## Just.Alpha – mounting methods



Glide feet in black matt, height 2,5cm, height adjustable



Castor base with recessed, swivelling castors, height 4,5cm



Wall-mounting kit for installation at any height



Design feet one made of powder-coated steel, height 13 cm, height adjustable



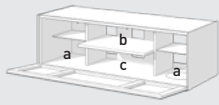
Design feet two made of powder-coated steel, height 13 cm, height adjustable



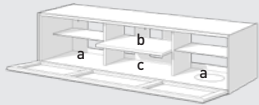
Design feet three made of powder-coated steel, height 23 cm, height adjustable

# Just.Alpha – dimensions

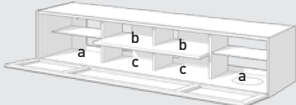
## Lowboards with glass covered flap



	JSA1340
w × h × d (cm)*	131 × 40 × 49,5
int. dimension a	2× 32 × 35,8 × 41,5
int. dimension b	58,4 × 16,9 × 41
int. dimension c	58,4 × 16,9 × 41,5

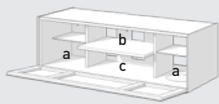


	JSA1640
w × h × d (cm)*	166 × 40 × 49,5
int. dimension a	2× 49,5 × 35,8 × 41,5
int. dimension b	58,4 × 16,9 × 41
int. dimension c	58,4 × 16,9 × 41,5

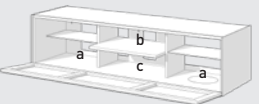


	JSA2040
w × h × d (cm)*	201 × 40 × 49,5
int. dimension a	2× 49,5 × 35,8 × 41,5
int. dimension b	2× 45,7 × 16,9 × 41
int. dimension c	2× 45,7 × 16,9 × 41,5

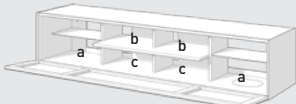
## Sound lowboards with fabric flap



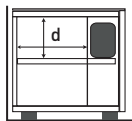
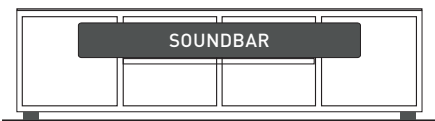
	JSA1344
w × h × d (cm)*	131 × 40 × 49,5
int. dimension a	2× 32 × 35,8 × 41,5
int. dimension b	58,4 × 16,9 × 41
int. dimension c	58,4 × 16,9 × 41,5
int. dimension d	58,4 × 16,9 × 27,4
max. soundbar	120 × 14,3 × 14



	JSA1644
w × h × d (cm)*	166 × 40 × 49,5
int. dimension a	2× 49,5 × 35,8 × 41,5
int. dimension b	58,4 × 16,9 × 41
int. dimension c	58,4 × 16,9 × 41,5
int. dimension d	58,4 × 16,9 × 27,4
max. soundbar	155 × 14,3 × 14



	JSA2044
w × h × d (cm)*	201 × 40 × 49,5
int. dimension a	2× 49,5 × 35,8 × 41,5
int. dimension b	2× 45,7 × 16,9 × 41
int. dimension c	2× 45,7 × 16,9 × 41,5
int. dimension d	2× 45,7 × 16,9 × 27,4
max. soundbar	190 × 14,3 × 14




\* External dimensions without feet or glide feet


# Just.Alpha – colours and fabrics

## Furniture colours for lowboards


Scratch-resistant glass surfaces available in glossy or satin finish




SNG.Snow



GR.Grey



PE.Pebble




GN.Granite



BG.Black

## Combinations for furniture/fabric colours for sound lowboards


Scratch-resistant glass surfaces, available in glossy or satin finish plus fabric flap



SF.Silver



GRF.Grey



GRF.Grey



GRF.Grey



BF.Black



Just.Alpha – mounting methods

Standard

- ☐ **Standard equipment – Plastic glide feet**  
in black matt.  
Height 2,5 cm, height-adjustable by + 1 cm  
to level out any unevenness on the floor



Options


- ☐ **JSZ01.Design feet one**  
set of five, made of powder-coated steel  
in black matt.  
Height 13 cm, height-adjustable by + 0,5 cm  
to level out any unevenness on the floor
- ☐ **JSZ02.Design feet two**  
set of five, made of powder-coated steel  
in black matt.  
Height 13 cm, height-adjustable by + 0,5 cm  
to level out any unevenness on the floor
- ☐ **JSZ03.Design feet three**  
set of five, made of powder-coated steel  
in black matt.  
Height 23 cm, height-adjustable by + 0,5 cm  
to level out any unevenness on the floor
- ☐ **JSZ05.Castor base**  
wooden base with subwoofer cut-out  
and recessed, swivelling castors  
in black matt, height 4,5 cm
- ☐ **JSZ07.Wall-mounting kit**  
fittings and fixing material for  
wall-mounting at any height



Just.Alpha – accessories and load

Accessories

- ☐ **JSZ10.TV mount**  
with JSZ11 glass cover and cable duct,  
incl. universal adapter for VESA 100×100 to 600×400,  
Variable distances top panel to centre of mount:  
27,8 / 31,8 / 35,8 / 39,8 cm,  
Adjustment universal adapter: +/- 15 cm
- ☐ **JSZ20.LED backlighting**  
on the top rear edge of the furniture,  
light warm white colour,  
dimmmable in fine gradations,  
includes connection kit with remote control
- ☐ **ZU1864.IR link system**  
for convenient control of  
audio and video equipment with  
the furniture flap closed
- ☐ **ZU2093.Universal media mount**  
suitable for various media components,  
mounting on the rear of the TV mount,  
maximum load 5 kg



Load

Lowboards

Max. total load floor standing/wall-mounted (in kg)*
60 / 50

Shelf

Max. load on top panel (in kg)
45

Soundbar

Max. load for each shelf (in kg)
15

TV mount

Max. load soundbar shelf (in kg)
15

Max. load TV mount (in kg)
40

\* Does not include load from TV mount

**JUST**  
by ■ SPECTRAL

**Just.Bravo JSB2020**

TV lowboard in Pebble satin finish  
with design feet three,  
TV mount and LED backlighting



Just.Bravo



## Just.Bravo

### TV Lowboards

Twenty-five is the new forty! Just.Bravo is available in two heights and has a light and airy design, especially the lower height version. Thanks to the soundbar storage option and a subwoofer opening with a matching cover, the wooden carcass, which is only 25cm high, can easily accommodate high-performance AV equipment. At the 40 cm height, practical height-adjustable glass shelves are added. Both versions have a scratch resistant glass top and an elegant black matt aluminium handle.



Simply configure online:  
[www.justbyspectral.de](http://www.justbyspectral.de)

**Just.Bravo JSB2020**  
TV lowboard in Granite satin finish  
with design feet one, TV mount and  
indirect LED backlighting

# JUST

by ■ SPECTRAL



## Just.Bravo – details



### Optional universal TV mount

The flat, stable steel construction allows the TV to be mounted at different heights. Thanks to the removable rear panel, cables can be routed invisibly inside. Black matt powder-coated, for VESA 100×100 to 600×400, loadable up to a maximum of 40 kg.



### TV cover made of glass matching cabinet colour

The cover conceals the TV mount for an elegant front view. Colour matching the top panel of the lowboard, easy to fit with solid Velcro fixing.



### Mink® brushes for cable routing

The high-quality black brushes are across the entire width of the back of the furniture. They allow connection and power cables – for example lamps, turntables or TV's without a holder – disappear and protect the back of the furniture from dust.




### Aluminium grip rail

Easy to grip, slim profile made of high-quality aluminium with offsets on the left and right. Finished in black matt.



## Just.Bravo – details




### Subwoofer opening with cover

Mounted on the right inner side, the subwoofer opening allows the bass frequencies to blast downwards. The cover is in the same colour as the cabinet, can be easily removed upwards and is flush with the cabinet. Standard in every Just lowboard and a perfect fit for subwoofers from Sonos and many other brands.



### Sturdy gas dampers and flat hinges

For smooth opening of the front flap and optimum use of the interior without disturbing hardware. Durable components with proven technology.



### Optional indirect LED backlighting

Mounted on the top rear edge of the back across the entire width of the furniture, the LED backlighting creates a special atmosphere. The warm white coloured light is dimmable in fine gradations. Includes connection kit with remote control.



### Functional interior design

Just.Bravo offers you plenty of storage space for media components and more. At 40 cm height there are height-adjustable clear glass shelves on the left and right hand side. In all variants, there is a storage option in the middle for most common soundbars such as the Sonos Beam or Arc. Large cut-outs in the rear ensure easy cabling and uncomplicated access to the socket. The matt-textured surface of the interior is easy to clean and durable. In combination with a fabric front, this is the perfect sound lowboard.

## Just.Bravo – mounting methods



Glide feet in black matt, height 2,5cm, height adjustable



Castor base with recessed, swivelling castors, height 4,5cm



Wall-mounting kit for installation at any height



Design feet one made of powder-coated steel, height 13 cm, height adjustable



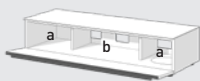
Design feet two made of powder-coated steel, height 13 cm, height adjustable



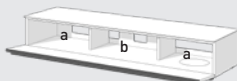
Design feet three made of powder-coated steel, height 23 cm, height adjustable

Just.Bravo – dimensions

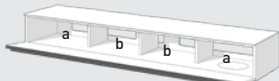
Lowboards  
with wooden flap  
height 25 cm



	<b>JSB1320</b>
w × h × d (cm)*	130 × 25 × 47,7
int. dimension a	2 × 32 × 20,8 × 39,8
int. dimension b	58,4 × 20,8 × 39,8

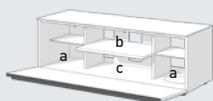


	<b>JSB1620</b>
w × h × d (cm)*	165 × 25 × 47,7
int. dimension a	2 × 49,5 × 20,8 × 39,8
int. dimension b	58,4 × 20,8 × 39,8

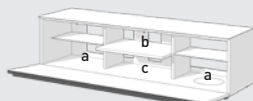


	<b>JSB2020</b>
w × h × d (cm)*	200 × 25 × 47,7
int. dimension a	2 × 49,5 × 20,8 × 39,8
int. dimension b	2 × 45,7 × 20,8 × 39,8

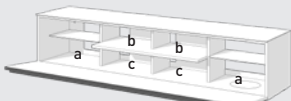
Height 40 cm



	<b>JSB1340</b>
w × h × d (cm)*	130 × 40 × 47,7
int. dimension a	2 × 32 × 35,8 × 39,8
int. dimension b	58,4 × 16,9 × 39,3
int. dimension c	58,4 × 16,9 × 39,8



	<b>JSB1640</b>
w × h × d (cm)*	165 × 40 × 47,7
int. dimension a	2 × 49,5 × 35,8 × 39,8
int. dimension b	58,4 × 16,9 × 39,3
int. dimension c	58,4 × 16,9 × 39,8

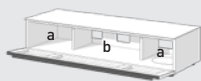


	<b>JSB2040</b>
w × h × d (cm)*	200 × 40 × 47,7
int. dimension a	2 × 49,5 × 35,8 × 39,8
int. dimension b	2 × 45,7 × 16,9 × 39,3
int. dimension c	2 × 45,7 × 16,9 × 39,8

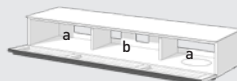
\* External dimensions without feet or glide feet

Just.Bravo – dimensions

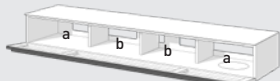
Sound lowboards  
with fabric flap  
height 25 cm



	<b>JSB1324</b>
w × h × d (cm)*	130 × 25 × 47,7
int. dimension a	2 × 32 × 20,8 × 39,8
int. dimension b	58,4 × 20,8 × 39,8
int. dimension c	32/58,4 × 20,8 × 25,7
max. soundbar	120 × 18,2 × 14

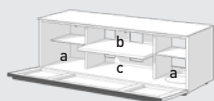


	<b>JSB1624</b>
w × h × d (cm)*	165 × 25 × 47,7
int. dimension a	2 × 49,5 × 20,8 × 39,8
int. dimension b	58,4 × 20,8 × 39,8
int. dimension c	49,5/58,4 × 20,8 × 25,7
max. soundbar	155 × 18,2 × 14

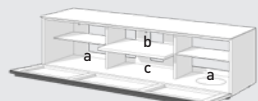


	<b>JSB2024</b>
w × h × d (cm)*	200 × 25 × 47,7
int. dimension a	2 × 49,5 × 20,8 × 39,8
int. dimension b	2 × 45,7 × 20,8 × 39,8
int. dimension c	49,5/45,7 × 20,8 × 25,7
max. soundbar	190 × 18,2 × 14

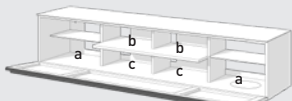
Height 40 cm



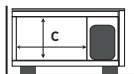
	<b>JSB1344</b>
w × h × d (cm)*	130 × 40 × 47,7
int. dimension a	2 × 32 × 35,8 × 39,8
int. dimension b	58,4 × 16,9 × 39,3
int. dimension c	58,4 × 16,9 × 39,8
int. dimension d	58,4 × 16,9 × 25,7
max. soundbar	120 × 14,3 × 14



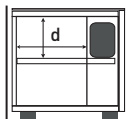
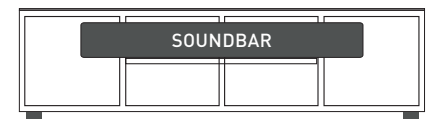
	<b>JSB1644</b>
w × h × d (cm)*	165 × 40 × 47,7
int. dimension a	2 × 49,5 × 35,8 × 39,8
int. dimension b	58,4 × 16,9 × 39,3
int. dimension c	58,4 × 16,9 × 39,8
int. dimension d	58,4 × 16,9 × 25,7
max. soundbar	155 × 14,3 × 14



	<b>JSB2044</b>
w × h × d (cm)*	200 × 40 × 47,7
int. dimension a	2 × 49,5 × 35,8 × 39,8
int. dimension b	2 × 45,7 × 16,9 × 39,3
int. dimension c	2 × 45,7 × 16,9 × 39,8
int. dimension d	2 × 45,7 × 16,9 × 25,7
max. soundbar	190 × 14,3 × 14



JSB models  
with height 25 cm



JSB models  
with height 40 cm


\* External dimensions without feet or glide feet



## Just.Bravo – colours and fabrics

### Furniture colours for lowboards


Easy-care, matt surfaces with scratch-resistant glass top, available in glossy or satin finish




SNG.Snow



GR.Grey



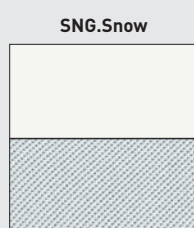
PE.Pebble



GN.Granite

### Combinations for furniture / fabric colours for sound lowboards

Easy-care, matt surfaces with scratch-resistant glass top, available in glossy or satin finish plus fabric flap




SNG.Snow

SF.Silver




GR.Grey

GRF.Grey



PE.Pebble

GRF.Grey



GN.Granite

GRF.Grey



**Just.Bravo JSB2044**  
TV lowboard in Pebble satin finish  
with fabric flap in Grey,  
design feet two and TV mount

Just.Bravo – mounting methods

Standard

- ☐
- Standard equipment – Plastic glide feet**  
in black matt.  
Height 2,5 cm, height-adjustable by + 1 cm  
to level out any unevenness on the floor



Options

- ☐
- JSZ01.Design feet one**  
set of five, made of powder-coated steel  
in black matt.  
Height 13 cm, height-adjustable by + 0,5 cm  
to level out any unevenness on the floor



- ☐
- JSZ02.Design feet two**  
set of five, made of powder-coated steel  
in black matt.  
Height 13 cm, height-adjustable by + 0,5 cm  
to level out any unevenness on the floor



- ☐
- JSZ03.Design feet three**  
set of five, made of powder-coated steel  
in black matt.  
Height 23 cm, height-adjustable by + 0,5 cm  
to level out any unevenness on the floor



- ☐
- JSZ05.Castor base**  
wooden base with subwoofer cut-out  
and recessed, swivelling castors  
in black matt, height 4,5 cm



- ☐
- JSZ06.Wall-mounting kit for height 25 cm**  
fittings and fixing material for  
wall-mounting at any height

- ☐
- JSZ07.Wall-mounting kit for height 40 cm**  
fittings and fixing material for  
wall-mounting at any height




Just.Bravo – accessories and load

Accessories

- ☐
- JSZ10.TV mount**  
with JSZ11 glass cover and cable duct,  
incl. universal adapter for VESA 100×100 to 600×400,  
Variable distances top panel to centre of mount:  
at height 25 cm: 42,8 / 46,8 / 50,8 / 54,8 cm,  
at height 40 cm: 27,8 / 31,8 / 35,8 / 39,8 cm,  
Adjustment universal adapter: +/- 15 cm



- ☐
- JSZ20.LED backlighting**  
on the top rear edge of the furniture,  
light warm white colour,  
dimmmable in fine gradations,  
includes connection kit with remote control



- ☐
- ZU1864.IR link system**  
for convenient control of  
audio and video equipment with  
the furniture flap closed



- ☐
- ZU2093.Universal media mount**  
suitable for various media components,  
mounting on the rear of the TV mount,  
maximum load 5 kg



Load

Lowboards

Shelf

Soundbar

TV mount

Max. total load floor standing/wall-mounted (in kg)*	Max. load on top panel (in kg)	Max. load for each shelf (in kg)	Max. load soundbar shelf (in kg)	Max. load TV mount (in kg)
60 / 50	45	15	15	40

\* Does not include load from TV mount



JUST  
by ■ SPECTRAL

**Just.Charlie JSC2053**

Sideboard in Granite with design feet one  
and top panel in Black glossy glass finish



Just.Charlie



## Just.Charlie

### Sideboards

Space for tea lights, charging cables or long-forgotten Christmas presents – a sideboard like this really is a useful roommate. If it is as solid and beautifully built as Just.Charlie, storage space becomes real storage space. And because one person has more and the other less to stow away, the range is available in 18 models, three heights, three widths and various mounting methods. Always with high-quality top panels made of scratch-resistant glass or robust wood finish. Welcome home, Charlie!



Simply configure online:  
[www.justbyspectral.de](http://www.justbyspectral.de)

**Just.Charlie JSC1613**  
Sideboard in Granite with glide feet  
and top panel in stone print marble  
Grey glass

**JUST**  
by ■ SPECTRAL



## Just.Charlie – details



### Hinged doors with adjustable dampers

Smooth and silent closing thanks to hinges with adjustable dampers. Under a drawer, the hinged doors are equipped with a push-to-open mechanism.



### Flaps with push-to-open mechanism

Embedded flat hinges and high-quality gas dampers allow the flap to open gently and quietly. With push-to-open mechanism.



### High-quality drawer mechanism

The soft-closing mechanism pulls the drawer quietly to the cabinet. Side walls made of powder-coated steel in black matt and a base with scratch-resistant surface. Manufactured in a high-quality construction with invisible drawer guide.

### Overflowing fronts

Handles cleverly integrated into the design create an elegant, handle-free look.



## Just.Charlie – details




### Sturdy wooden shelves

The flexible height adjustment in 32 mm intervals allows individual adaptation of the storage space. The shelves are reduced by 1 cm at the back to allow vertical cabling inside the furniture.



### Cable outlet in the furniture base

A practical opening, for example, for the multiple socket or various power appliances inside the furniture. With a diameter of 6 cm and always positioned at the bottom left.



### Optional LED backlighting

Mounted on the bottom of the furniture across the entire width, the LED backlighting creates a special atmosphere. The light with a warm white colour is dimmable in fine gradations. Includes connection kit with remote control.

### Model variant – storage space with hinged doors

The real classic among the sideboards. The model variant with hinged doors enables optimum use of the storage space and variable interior partitioning.



### Model variant – with drawer and flap

A design alternative with a practical drawer for small items such as keys, wallets and more. Sideboards with a height of 50 cm, always with a flap underneath the drawer.



## Just.Charlie – mounting methods



Glide feet in black matt, height 2,5cm, height adjustable



Wall-mounting kit for installation at any height



Design feet one made of powder-coated steel, height 13 cm, height adjustable



Design feet two made of powder-coated steel, height 13 cm, height adjustable



Design feet three made of powder-coated steel, height 23 cm, height adjustable



Just.Charlie JSC2083  
Sideboard in Pebble with  
design feet three and top panel in  
stone print marble Grey glass

Just.Charlie – model overview

	Width 134 cm	Width 134 cm	Width 169 cm	Width 169 cm	Width 204 cm	Width 204 cm
Cabinet height 50 cm	 JSC1352	 JSC1353	 JSC1652	 JSC1653	 JSC2052	 JSC2053
Cabinet height 80 cm	 JSC1382	 JSC1383	 JSC1682	 JSC1683	 JSC2082*	 JSC2083*
Cabinet height 110 cm	 JSC1312	 JSC1313	 JSC1612*	 JSC1613*	 JSC2012*	 JSC2013*

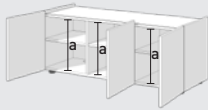
DR – Drawer, FL – Flap, Others – hinged doors  
\* Model consists of two cabinets, divided in the middle

Depth for all models 46,7 cm

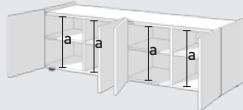


Just.Charlie – dimensions

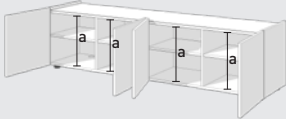
Sideboards  
with height 50 cm



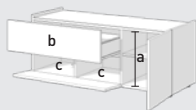
	<b>JSC1352</b>
w × h × d (cm)*	134 × 50 × 46,7
int. dimension a	3× 42,1 × 43,7 × 42



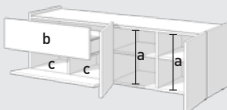
	<b>JSC1652</b>
w × h × d (cm)*	169 × 50 × 46,7
int. dimension a	4× 39,8 × 43,7 × 42



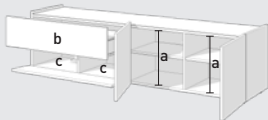
	<b>JSC2052</b>
w × h × d (cm)*	204 × 50 × 46,7
int. dimension a	4× 48,6 × 43,7 × 42



	<b>JSC1353**</b>
w × h × d (cm)*	134 × 50 × 46,7
int. dimension a	42,1 × 43,7 × 42
int. dimension DR b	81,9 × 16,2 × 37,4
int. dimension FL c	2× 42,1 × 21,4 × 42



	<b>JSC1653**</b>
w × h × d (cm)*	169 × 50 × 46,7
int. dimension a	2× 39,8 × 43,7 × 42
int. dimension DR b	77,4 × 16,2 × 37,4
int. dimension FL c	2× 39,8 × 21,4 × 42

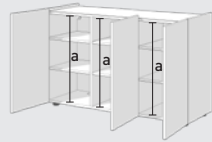


	<b>JSC2053**</b>
w × h × d (cm)*	204 × 50 × 46,7
int. dimension a	2× 48,6 × 43,7 × 42
int. dimension DR b	94,9 × 16,2 × 37,4
int. dimension FL c	2× 48,6 × 21,4 × 42

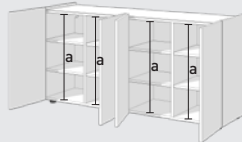
\* External dimensions without feet or glide feet  
\*\* Sideboards with a drawer must be securely mounted to the wall (mount is supplied)

Just.Charlie – dimensions

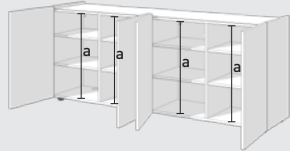
Sideboards  
with height 80 cm



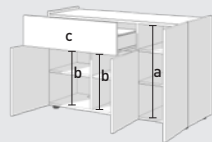
	<b>JSC1382</b>
w × h × d (cm)*	134 × 80 × 46,7
int. dimension a	3× 42,1 × 73,7 × 42



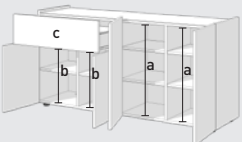
	<b>JSC1682</b>
w × h × d (cm)*	169 × 80 × 46,7
int. dimension a	4× 39,8 × 73,7 × 42



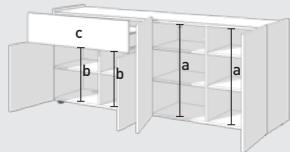
	<b>JSC2082</b>
w × h × d (cm)*	204 × 80 × 46,7
int. dimension a	4× 48,1 × 73,7 × 42



	<b>JSC1383**</b>
w × h × d (cm)*	134 × 80 × 46,7
int. dimension a	42,1 × 73,7 × 42
int. dimension b	2× 42,1 × 51,4 × 42
int. dimension DR c	81,9 × 16,2 × 37,4



	<b>JSC1683**</b>
w × h × d (cm)*	169 × 80 × 46,7
int. dimension a	2× 39,8 × 73,7 × 42
int. dimension b	2× 39,8 × 51,4 × 42
int. dimension DR c	77,4 × 16,2 × 37,4

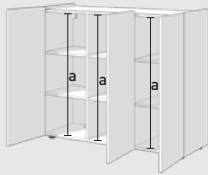


	<b>JSC2083**</b>
w × h × d (cm)*	204 × 80 × 46,7
int. dimension a	2× 48,1 × 73,7 × 42
int. dimension b	2× 48,1 × 51,4 × 42
int. dimension DR c	94 × 16,2 × 37,4

\* External dimensions without feet or glide feet  
\*\* Sideboards with a drawer must be securely mounted to the wall (mount is supplied)

Just.Charlie – dimensions

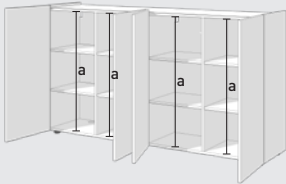
Sideboards  
with height 110 cm



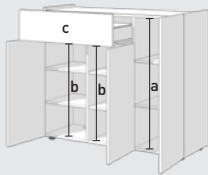
	<b>JSC1312</b>
<b>w × h × d (cm)*</b>	<b>134 × 110 × 46,7</b>
<b>int. dimension a</b>	<b>3× 42,1 × 103,7 × 42</b>



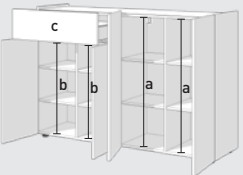
	<b>JSC1612</b>
<b>w × h × d (cm)*</b>	<b>169 × 110 × 46,7</b>
<b>int. dimension a</b>	<b>4× 39,4 × 103,7 × 42</b>



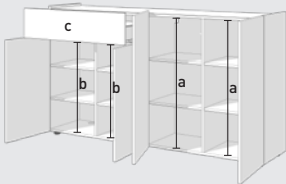
	<b>JSC2012</b>
<b>w × h × d (cm)*</b>	<b>204 × 110 × 46,7</b>
<b>int. dimension a</b>	<b>4× 48,1 × 103,7 × 42</b>



	<b>JSC1313**</b>
<b>w × h × d (cm)*</b>	<b>134 × 110 × 46,7</b>
<b>int. dimension a</b>	<b>42,1 × 103,7 × 42</b>
<b>int. dimension b</b>	<b>2× 42,1 × 81,4 × 42</b>
<b>int. dimension DR c</b>	<b>81,9 × 16,2 × 37,4</b>



	<b>JSC1613**</b>
<b>w × h × d (cm)*</b>	<b>169 × 110 × 46,7</b>
<b>int. dimension a</b>	<b>2× 39,4 × 103,7 × 42</b>
<b>int. dimension b</b>	<b>2× 39,4 × 81,4 × 42</b>
<b>int. dimension DR c</b>	<b>76,5 × 16,2 × 37,4</b>




	<b>JSC2013**</b>
<b>w × h × d (cm)*</b>	<b>204 × 110 × 46,7</b>
<b>int. dimension a</b>	<b>2× 48,1 × 103,7 × 42</b>
<b>int. dimension b</b>	<b>2× 48,1 × 81,4 × 42</b>
<b>int. dimension DR c</b>	<b>94 × 16,2 × 37,4</b>

\* External dimensions without feet or glide feet  
\*\* Sideboards with a drawer must be securely mounted to the wall (mount is supplied)


Just.Charlie – colours and top panels

Furniture colours for sideboards


Easy-care, matt surfaces



SNG.Snow



GR.Grey




PE.Pebble




GN.Granite

Top panels for sideboards


Lacquered top panel made of scratch-resistant safety glass, available in glossy or satin finish




SNG.Snow



GR.Grey



PE.Pebble




GN.Granite



BG.Black


Top panel made of scratch-resistant safety glass with stone print in marble look or top panel with textured wood decor finish



MW.Marmor White



MG.Marmor Grey



MB.Marmor Black



LO.Light Oak



DP.Deep Oak

- ☐ Without surcharge – Glossy glass top panel made of scratch-resistant safety glass
- ☐ Without surcharge – Wood decor top panel with structured, easy-care surface
- ☐ Surcharge – Satin matt glass top panel made of scratch-resistant safety glass
- ☐ Surcharge – Stone print marble top panel made of glossy, scratch-resistant safety glass

## Just.Charlie – mounting methods

### Standard



**Standard equipment – Plastic glide feet**  
in black matt.  
Height 2,5 cm, height-adjustable by + 1 cm  
to level out any unevenness on the floor



### Options



**JSZ01.Design feet one**  
set of five, made of powder-coated steel  
in black matt.  
Height 13 cm, height-adjustable by + 0,5 cm  
to level out any unevenness on the floor



**JSZ02.Design feet two**  
set of five, made of powder-coated steel  
in black matt.  
Height 13 cm, height-adjustable by + 0,5 cm  
to level out any unevenness on the floor



**JSZ03.Design feet three**  
set of five, made of powder-coated steel  
in black matt.  
Height 23 cm, height-adjustable by + 0,5 cm  
to level out any unevenness on the floor



**JSZ08.Wall-mounting kit**  
fittings and fixing material for  
wall-mounting at any height




## Just.Charlie – accessories and load

### Accessories



**JSZ20.LED backlighting**  
on the bottom edge of the furniture,  
light warm white colour,  
dimmmable in fine gradations,  
includes connection kit with remote control



### Load

#### Sideboards

Max. total load (in kg)
60

#### Shelf

Max. load on top panel (in kg)
25

#### Drawer

Max. load for each wooden shelf (in kg)
15

Max. load drawer compartment (in kg)
20



# Just.Delta

## Wall cabinets

Sure, you can hang a Jackson Pollock on the wall. However, Just.Delta wall cabinets are much more practical and budget-friendly. Whether closed with a door, as a decorative showcase or as an open cabinet – the clear design language, the colours, surfaces and materials are perfectly matched to the TV lowboards and sideboards. And, of course: they also offer more storage space than a Pollock.



Simply configure online:  
[www.justbyspectral.de](http://www.justbyspectral.de)

### Just.Delta JSD0216

Wall cabinet in Deep Oak  
as open cabinet

### Just.Delta JSD0315

Wall cabinet in Pebble with  
hinged door and showcase glass

JUST  
by ■ SPECTRAL



## Just.Delta – details



### Doors with push-to-open mechanism

With high-quality metal hinges for smooth opening and closing. Available as model with and without glass cabinet, fine adjustment of the door possible in three directions. The door hinge can be mounted on the right or left.



### Height-adjustable glass shelves

Shelves made of clear safety glass, 6 mm thick, can be individually positioned in 32 mm increments. Three shelves per wall cabinet.



### Loadable wall mounting

Made of a sturdy steel construction adjustable in height, depth and width. The maximum load capacity of the wall bracket is 40 kg.

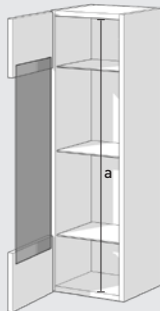
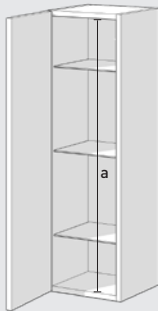


### Three practical variants

Just.Delta is available as an open wall cabinet, glass wall cabinet or closed wall cabinet, each in four colours and two elegant wood finishes. The easy way to more practical storage space and perfectly coordinated with the design of the Just lowboards and sideboards.

Just.Delta – dimensions and load

Wall cabinets  
with height 100 cm



	JSD0216	JSD0312*	JSD0315*
w × h × d (cm)	20 × 100 × 30	30 × 100 × 30	30 × 100 × 30
int. dimension a	16,2 × 32 × 27,5	26,2 × 96,2 × 25,2	26,2 × 96,2 × 25,2
int. dimension b	16,2 × 21,5 × 27,5	–	–
int. dimension c	16,2 × 38,9 × 27,5	–	–

\* Door is hinged on the left side on delivery and can be switched to hinge it on the right side at a later date

Load

Wall cabinets

Max. total load (in kg)
40

Shelf

Max. load on top panel (in kg)
40

Glass shelf

Max. load for each wooden shelf (in kg)
30

Max. load for each glass shelf (in kg)
15

Just.Delta – colours and surfaces

Colours for wall cabinets


Easy-care, matt surfaces




SNG.Snow



GR.Grey



PE.Pebble



GN.Granite

Surfaces with structured wood decor



LO.Light Oak



DP.Deep Oak



# Just.Tango

## Coffee tables

Four legs for your seven things: Just.Tango coffee tables are the new centrepiece of your cosy evenings. Two models of different heights give you the choice between clear design and additional storage space. Whether you place drinks, snacks and jelly babies on a top made of wood decor, glass or marble stone print is also up to you – they are all beautiful and easy to clean.



Simply configure online:  
[www.justbyspectral.de](http://www.justbyspectral.de)

**Just.Tango JST9040**  
Coffee table in Granite with  
top panel in stone print marble  
White glass

**JUST**  
by ■ SPECTRAL



## Just.Tango – details



### Table variant with storage space

The storage shelf is perfect for remote controls, magazines and much more. Available in four cabinet colours and can be individually combined with various top panels.



### Choice of various top panels

There is a choice of lacquered glass plates in five colours, glossy or satin, glass plates with elegant marble stone prints in three versions or robust panels with two different wood decors.



### Height adjustable design feet

The design feet are 23 cm high, powder-coated steel in black matt and height-adjustable by 0,5 cm. This allows you to level out perfectly any unevenness present in the floor.



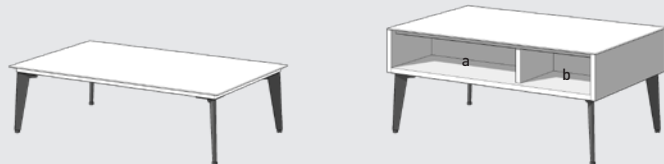
### Choice of two table variants

Just.Tango comes as a simple coffee table with a top panel or with a 16 cm high cabinet and useful storage space. Both versions harmonise perfectly with the Just lowboards, sideboards and wall cabinets.



## Just.Tango – dimensions and load

### Coffee tables



	JST9025
w × h × d (cm)*	90 × 24,9 × 56
height glass top panel (cm)	+ 0,5
height wood top panel (cm)	+ 1,2
int. dimension a	–
int. dimension b	–

	JST9040
w × h × d (cm)*	90 × 39,3 × 56
height glass top panel (cm)	+ 0,5
height wood top panel (cm)	+ 1,2
int. dimension a	2× 53,6 × 12,5 × 27
int. dimension b	2× 30,7 × 12,5 × 27

\* External dimensions including feet and without top panel

### Load

#### Coffee table JST9025

Max. total load (in kg)	Max. load on top panel (in kg)
15	15


#### Coffee table JST9040

Max. total load (in kg)	Max. load on top panel (in kg)
30	30


## Just.Tango – colours and top panels

### Colours for coffee tables with storage space


Easy-care, matt surfaces



SNG.Snow



GR.Grey




PE.Pebble




GN.Granite

### Top panels for coffee tables


Lacquered top panel made of scratch-resistant safety glass, available in glossy or satin finish




SNG.Snow



GR.Grey



PE.Pebble



GN.Granite



BG.Black


Top panel made of scratch-resistant safety glass with stone print in marble look or top panel with textured wood decor finish



MW.Marmor White




MG.Marmor Grey



MB.Marmor Black



LO.Light Oak



DP.Deep Oak

- ☐ Without surcharge – Glossy glass top panel made of scratch-resistant safety glass
- ☐ Without surcharge – Wood decor top panel with structured, easy-care surface
- ☐ Surcharge – Satin matt glass top panel made of scratch-resistant safety glass
- ☐ Surcharge – Stone print marble top panel made of glossy, scratch-resistant safety glass





### Just.Charlie JSC2082

Sideboard in Snow with design feet two  
and top panel in Granite glossy glass

## Publication details

### Spectral Audio Möbel GmbH

Robert-Bosch-Straße 1–5

74385 Pleidelsheim

Germany

Phone: +49 7144 88418-80

Fax: +49 7144 88418-40

Email: [info@spectral.eu](mailto:info@spectral.eu)

Publication date: October 2021

Subject to technical changes, and error.  
Colours of printed images may not fully  
correspond to those of physical product.

© 2021 Spectral Audio Möbel GmbH



Instagram

@just.by.spectral.de



All wood panel materials  
are from sustainable forestry  
and are harmless to health  
in the living environment.



Simply configure online:  
[www.justbyspectral.de](http://www.justbyspectral.de)

2022  
Version 1.1  
**EN**  
PR1508

[www.justbyspectral.de](http://www.justbyspectral.de)

  
MADE IN GERMANY