



Circle



Art

# tv stands



Picture perfect – the TV stands from Spectral. Always elegant in design, they provide the perfect staging of an elegant TV appearance.

Thanks to the soundbar adapter, the soundbar can be easily mounted underneath the TV.


Nothing disturbs, because plug and connection cables are concealed and routed inside the stand.

A really great show.




Made in Germany.

# 1.1 Art AX models

Elegant easel look with tripod made of solid wood.  
The solid wood is available in natural oak, black oak, grey oak, walnut or lacquered in desired colour. A high quality matt lacquer finish protects the wood surface.  
Hidden cable management in the rear foot with magnetic cover.  
Includes TV mount with universal adapter for VESA 100x100 to 600x400.  
Recommended TV size (inches): 48" to 65"  
With ADAX4046 adapter: 40" to 46"



Image	Article			Dimensions board (cm)			
External dimensions (cm)							
Dimensions for assembled product without devices							
	Width	Height	Depth		Width	Height	Depth
	87,2	115,5	67,5	AX30-RON	65,0	59,0	1,9
	87,2	115,5	67,5	AX30-ROG	65,0	59,0	1,9
	87,2	115,5	67,5	AX30-ROB	65,0	59,0	1,9
	87,2	115,5	67,5	AX30-RSW	65,0	59,0	1,9
	87,2	115,5	67,5	AX30-NCS	65,0	59,0	1,9

# 1.2 Art AX options and accessories

Image	Article	Function
	ADSB5	Soundbar tray for Sonos Arc
	ADSB6	Soundbar adapter for B&O Beosound Stage soundbar
	ADSB7	Soundbar tray universal Suitable for Sonos Ray, Sonos Beam, Bose Solo 5, Bose Soundbar 500 and 700 as well as other soundbar models

Options and accessories at a glance	
	AX30
Soundbar adapter	•
Universal media mount	•

# 1.2 Art AX options and accessories

Image	Article	Function
	ADAX4046	AX adapter plate for TV size 40" to 46" Dimensions board (w x h): 65,0 cm x 50,0 cm
	ZU2093	Universal media mount For any media components, mounting on the rear of the TV mount


# 1.3 Art AX load

	Max. total load * (in kg)	Max. load of soundbar adapter (in kg)	Max. load of universal media mount (in kg)
AX30	40	10	5

\* Does include the load of soundbar adapter and universal media mount.

# 1.4 Art AX colours & surfaces

## Wood surfaces



**Note on solid wood:**  
Wood is a natural product with differences in colour and structure. Each tree is different due to its individual life history. It is therefore a characteristic and an unmistakable sign of authenticity of natural woods that slight differences in colour, structural features in the grain and characteristic growth features are recognizable in the material. Likewise, there may be variations between wood samples in the retail store and the finished furniture. These differences make your furniture unmistakably unique and do not constitute grounds for complaint.





## 2.1 Circle VX models






Available in matt satin or brilliant glossy glass. The base plate consists of a steel plate with a glass overlay.  
The column is available in ground aluminum or black anodized aluminum.  
The TV mount is 90° (+/- 45°) rotatable and height adjustable.  
All models available with universal adapter for VESA 100x100 to 600x400 or adapter for VESA 200x200 to 400x400.  
Recommended TV size (inch): up to 65".

### Options and accessories at a glance

	VX1000	VX1011
Glass shelf		•
VESA adapter 200x200 to 400x400	•	•
Universal VESA adapter 100x100 to 600x400	•	•
Soundbar adapter	•	•
Universal media mount	•	•

Image				Article	Dim. of footprint (cm)			
External dimensions (cm)								
Height: Floor to middle of TV mount		Width	Height	Depth		Width	Height	Depth
	Ø 53,0	84,0 – 93,5	–	VX1000		–	–	–
		Ø 53,0	84,0 – 93,5	–	VX1011	a	44,0	–

## 2.2 Circle VX options and accessories

Image	Article	Function
 VESA 200 x 200 – 400 x 400    VESA 100 x 100 – 400 x 600	Option	<b>TV mount</b> aluminium or black Available with adapter for VESA 200 x 200 to 400 x 400 or universal adapter for any TV up to 600 x 400 mount
	VXSB3	<b>Soundbar adapter for B&amp;O Beosound Stage soundbar</b> 90° rotatable (+/-45°), infinitely height adjustable
	VXSB4	<b>Soundbar adapter for Sonos Arc</b> 90° rotatable (+/-45°), infinitely height adjustable
	VXSB5	<b>Soundbar adapter universal</b> 90 ° rotatable (+/-45 °), infinitely height adjustable. Suitable for Sonos Ray, Sonos Beam, Bose Solo 5, Bose Soundbar 500 and 700 as well as other soundbar models.
	ZU2093	<b>Universal media mount</b> For any media components, mounting on the rear of the TV mount

## 2.3 Circle VX load

### Circle VX

	Max. total load (in kg) *	Max. load of base (in kg)
VX1000	60	30
VX1011	60	30

### Glass shelf

	Max. load glass shelf (in kg)
VX1000	–
VX1011	10

### TV mount

	Max. load TV mount (in kg) *
VX1000	40
VX1011	40


### Accessories

	Max. load of soundbar adapter (in kg)	Max. load of universal media mount (in kg)
VX1000	8	5
VX1011	8	5

\* Does include the load of soundbar adapter and universal media mount.

## 2.4 Circle VX colours & surfaces


### Colour glass – glossy or satin




### Metallic glass – glossy or satin



### Design glass – glossy or satin



### Colour TV column




**Note on glass surfaces:**  
Glass is a product made from natural raw materials and is subject to variations in production technology. Depending on the inherent colour of the glass, glass thickness and lighting conditions, there may be colour differences between different glass surfaces.  
Likewise, there may be deviations between glass samples in the specialized trade and the finished furniture. In the case of subsequent deliveries of glass surfaces, production- and batch-dependent colour differences are possible and do not constitute grounds for complaint.

# 3.1 Tube UX models



Independent design with powder coated steel frame.  
Powder coating is available in black, snow and champagne colours.  
Hidden cable management in the rear stand tube with removable silicone profile for convenient access. The cable opening in the rear board has a diameter of 58 mm.  
Includes TV mount with universal adapter for VESA 100x100 to 600x400.  
Recommended TV size (inches): 48" to 65"

## Options and accessories at a glance



	UX30
Soundbar adapter	•
Universal media mount	•

Image	Article			Dimensions board (cm)			
External dimensions (cm)							
Dimensions for assembled product without devices							
	Width	Height	Depth		Width	Height	Depth
	81,3	108,3	51,4	UX30	65,0	59,0	1,9

# 3.2 Tube UX options and accessories

Image	Article	Function
	ADSB5	Soundbar adapter for Sonos Arc
	ADSB6	Soundbar adapter for B&O Beosound Stage soundbar

# 3.2 Tube UX options and accessories

Image	Article	Function
	ADSB7	<b>Soundbar adapter universal</b> Suitable for Sonos Ray, Sonos Beam, Bose Solo 5, Bose Soundbar 500 and 700 as well as other soundbar models
	ZU2093	<b>Universal media mount</b> For any media components, mounting on the rear of the TV mount

# 3.3 Tube UX load

	Max. total load (in kg) *	Max. load soundbar adapter (in kg)	Max. load universal media mount (in kg)
UX30	40	10	5

\* Does include the load of soundbar adapter and universal media mount.

# 3.4 Tube UX colours & surfaces

## Steel frame





		
SNG Snow	CHA Champagne	BG Black

# 4.1 Tray PX models




Available in a choice of matt satin or brilliant glossy glass finishes. The base plate consists of a wooden pedestal with castors and a lacquered glass overlay. All models include universal adapter for VESA 100×100 to 600×400. SX models with mounting holes for a soundbar adapter. Recommended TV size (inch): up to 65".

## Options and accessories at a glance

	PX-models	PX-SX-models
Glass shelf	•	•
Electrification	•	•
Soundbar adapter		•
Universal media mount	•	•

Image		Article		Dim. of footprint (cm)					
External dimensions (cm)									
Height: Floor to middle of TV mount		Width	Height	Depth			Width	Height	Depth
		61,0	103,0	50,0	PX600	a	61,0	–	41,9
		61,0	103,0	50,0	PX600SX	a	61,0	–	41,9
		61,0	103,0	50,0	PX601	a	61,0	23,0	41,9
						b	50,0	–	39,0
		61,0	103,0	50,0	PX601SX	a	61,0	23,0	41,9
						b	50,0	–	39,0
		100,0	103,0	50,0	PX700	a	100,0	–	41,9
		100,0	103,0	50,0	PX700SX	a	100,0	–	41,9
		100,0	103,0	50,0	PX701	a	100,0	23,0	41,9
						b	90,0	–	39,0
		100,0	103,0	50,0	PX701SX	a	100,0	23,0	41,9
						b	90,0	–	39,0

# 4.2 Tray PX options and accessories

Image	Article	Function
	Option	<b>Electrification</b> Recess in the tubes for hidden integration of a power strip, incl. 3-way power strip (not included in CH and UK)
	ADSB3	<b>Soundbar adapter for Sonos Arc</b>
	ADSB8	<b>Soundbar adapter universal</b> Suitable for Sonos Ray, Sonos Beam, Bose Solo 5, Bose Soundbar 500 and 700 as well as other soundbar models
	ZU2093	<b>Universal media mount</b> For any media components, mounting on the rear of the TV mount

## 4.3 Tray PX load

### Tray PX

	Max. load of base (in kg)	Max. load of glass shelf (in kg)
PX models without glass shelf	20	–
PX models with glass shelf	20	10

### TV mount


	Max. load TV mount (in kg)
Universal TV mount	40

### Accessories

	Max. load of soundbar adapter (in kg)	Max. load of universal media mount (in kg)
PX models without soundbar adapter	–	5
PX models with soundbar adapter	10	5

## 4.4 Tray PX colours & surfaces


### Colour glass – glossy or satin



### Metallic glass – glossy or satin



### Metal surfaces








**Note on glass surfaces:**  
Glass is a product made from natural raw materials and is subject to variations in production technology. Depending on the inherent colour of the glass, glass thickness and lighting conditions, there may be colour differences between different glass surfaces.  
Likewise, there may be deviations between glass samples in the specialized trade and the finished furniture. In the case of subsequent deliveries of glass surfaces, production- and batch-dependent colour differences are possible and do not constitute grounds for complaint.

# 5.1 Floor QX models


The TV mount can be rotated 90° and has integrated cable management. Castors included.  
Models QX200/203 including adapter for VESA 100×100 to 400×400.  
All other QX models including universal adapter for VESA 100×100 to 600×400.  
Recommended TV size (inch): up to 65"

## Options and accessories at a glance

	QX models
Universal media mount	•

Image External dimensions (cm)	Article			Dim. of footprint (cm)		
	Height: Floor to middle of TV mount	Width	Height	Depth		
	50,0	103,0	41,0	<b>QX200</b>	<b>a</b>	50,0 – 23,5
	50,0	72,0	41,0	<b>QX203</b>	<b>a</b>	50,0 – 23,5
	61,0	114,0	45,0	<b>QX1000</b>	<b>a</b>	61,0 – 30,0
	61,0	84,0	45,0	<b>QX1001</b>	<b>a</b>	61,0 – 30,0
	61,0	84,0	50,0	<b>QX1011</b>	<b>a</b>	61,0 21,8 35,0
				<b>b</b>		46,0 – 34,0
	61,0	114,0	50,0	<b>QX1012</b>	<b>a</b>	61,0 31,8 35,0
				<b>b</b>		46,0 – 34,0
	100,0	84,0	50,0	<b>QX1211</b>	<b>a</b>	100,0 21,8 35,0
				<b>b</b>		90,0 – 34,0
	100,0	114,0	50,0	<b>QX1212</b>	<b>a</b>	100,0 31,8 35,0
				<b>b</b>		90,0 – 34,0
	61,0	114,0	50,0	<b>QX1010</b>	<b>a</b>	61,0 21,8 35,0
				<b>b</b>		46,0 16,0 34,0
				<b>c</b>		46,0 – 34,0

# 5.2 Floor QX options and accessories

Image	Article	Function
	<b>ZU2093</b>	<b>Universal media mount</b> For any media components, mounting on the rear of the TV mount


# 5.3 Floor QX load

	Max. total load (in kg) *	Max. load glass base (in kg)	Max. load TV mount (in kg)
Width 50 cm	30	20	30
Width 61 – 100 cm	40	20	40
	Max. load for glass shelf (in kg)	Max. load of universal media mount (in kg)	
Width 50 cm	–	5	
Width 61 – 100 cm	10	5	

\* Does include the load of universal media mount.

# 5.4 Floor QX colours & surfaces

## Glass colours



KG Clear

BG Black